



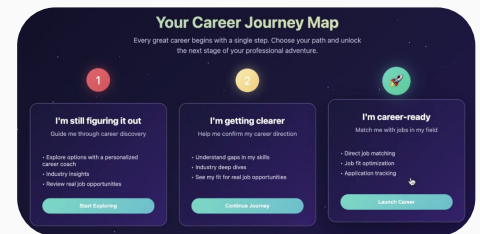
KAISER PERMANENTE®

How to Apply for Summer Internships

1

Visit App.GoPursue.com

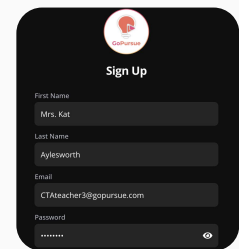
Choose the description that sounds like you, then click the green/blue button.



2

Create an Account

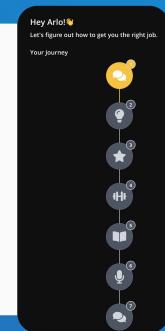
with **an email address you actually check**. This is how employers will contact you to schedule an interview.



3

Complete all 7 steps

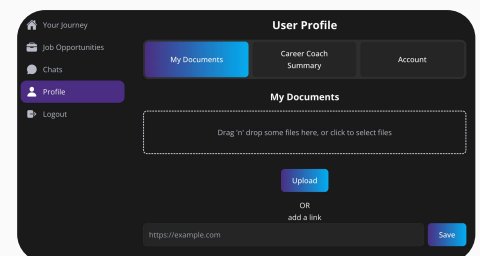
These conversations with the GoPursue Career Coach help you prepare for interviews. Steps turn gold when they're complete.



4

Upload documents to your profile

Add things like your resume, letters of recommendation, transcripts, portfolio links, etc.



5

Find a Job and submit your application

Find the role(s) you're interested in, click Submit Application, then answer any final questions.



Need support? Send a detailed email to hello@gopursue.com